
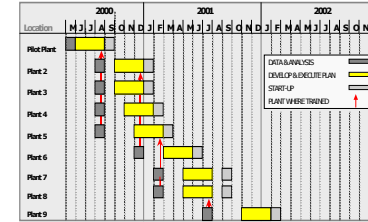
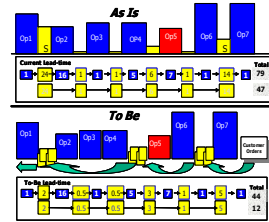
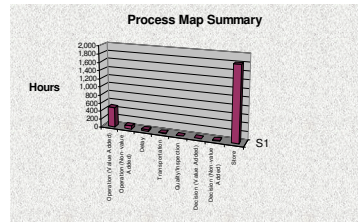
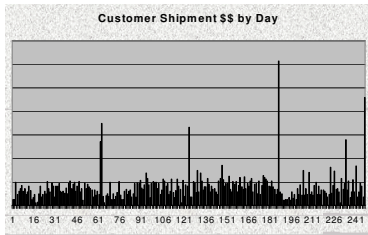


The Journey To Lean Manufacturing Success

Implement & Monitor

To implement lean processes and organizational designs across the enterprise

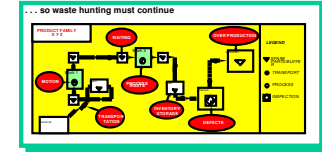
Case Study



CONTINUOUS IMPROVEMENT

Waste consumes resources without adding value ...

Resources	7 Wastes	Typical Reasons
People	Waiting	Incorrect Signal
Equipment	Over-Production	Poor ergonomics
Materials	Defects	Excessive WIP
	Inventory / Storage	Automation
		Long product lead times
		Long cycle times
		Lack of standardization
		Poor control of machines, processes
		High Work-in-Progress
		Incorrect layout
		Poor handling
		Just In Case Stock



IMPLEMENT & MONITOR TASKS

Scope & Plan → Vision & Target → Design → Build & Configure → Implement & Monitor

Implement Lean Operations

- Conduct Training
- Manage Lean Rollout
- Establish Continuous Improvement Program

IMPLEMENTATION PLANNING

Planning is the foundation of a successful implementation

Task	Start	End	Dependencies
Define Scope	1	2	
Develop Vision	2	3	Define Scope
Design	3	4	Develop Vision
Build & Configure	4	5	Design
Implement & Monitor	5	6	Build & Configure

RISK MANAGEMENT

Implementation risks must be identified and mitigation strategies developed to ensure success

Risks	Implications	Workplan
Unrealistic expectations	Disappointment, loss of trust	Set realistic goals, communicate progress
Lack of management support	Resource constraints, slow progress	Engage management, secure resources
Poor communication	Confusion, lack of understanding	Regular communication, clear messaging

CONTINUOUS IMPROVEMENT

Identify a Kaizen leader to keep the organization focused on improvement

TRACK PERFORMANCE

Visually track key performance measures ...

LEAN OPERATIONS THREADS

- Project Management
- Flow
- Standards
- Culture
- Change Leadership

IMPLEMENTATION STATUS MEETINGS

The rollout replicates the same series of activities completed in the pilot phase ...

IMPLEMENTATION STATUS MEETINGS

Regular meetings to discuss issues and monitor progress against the implementation plan are critical

ROLLOUT

Third party vendors may be necessary to support the implementation. The selection process and vendor relationships must be managed to meet the plan.

Activity	Contractor	Cost	Due Date
External Support Requirements			
...

MANAGE ECONOMICS

Rollout

Training

TRAINING

Leverage pilot training materials to support enterprise-wide training ...

Training Topics

- Pull system
- SS
- One piece flow
- TPM
- SFC
- FIFO
- Self Inspection
- Line stop
- Teamwork
- Team responsibilities

Training Plan

- People
- Skills required
- Gaps
- Training schedule
- Training timing

SET UP REDUCTION

Definition of External and Internal activities

Eliminating variation is the key to reducing set up

CONTINUOUS IMPROVEMENT TOOLS

The "Plan-Do-Check-Act" Cycle ...

MAINTENANCE

Step 1: Work Methods

CONTINUOUS IMPROVEMENT TOOLS

The Work Balance Chart helps identify bottleneck operations and focus continuous improvement efforts ...

CHANGE LEADERSHIP RESULTS

The Change Leadership Program

